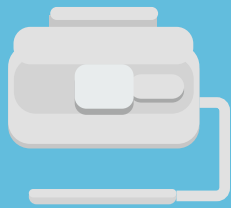



Why Display Size Matters in Today's New Classroom




As an educator, your main goal is to provide an excellent learning experience for your students. Social distancing regulations have forced you to reinvent classroom spaces so kids can safely return.

As you design new classrooms, consider these important facts.



The Old Classroom

Average class size in U.S.



21

students for primary grades¹



26

students for secondary grades¹

\$13 billion

estimate of how much U.S. schools spend on educational tech tools each year³

85%

of that spending is wasted on products that are a poor fit or implemented incorrectly for schools³

50%

of class time is spent viewing displays for educational purposes²

Choosing the right technology is critical for students as well as district budgets.

Social Distancing and The Right Tool

No state has sufficient classroom size for the current average class size⁵

In a standard classroom, 58% of students cannot read what was on 70-inch display⁶

CDC guidelines suggest

Turning desks to face in the same direction⁴


Spacing seating at least 6 feet apart when feasible⁴



Select the right display for K-12 classrooms with two criteria:

The size of the display²

The distance from which students will view it²



6 feet



The 4/6/8 Rule

This rule demonstrates how the size of the display in relation to the student's location impacts engagement, learning and comprehension²



4

For analytical viewing, students should sit a maximum of **four times** the vertical display height

Learning goals:

Making decisions
Analyzing details



6

For basic viewing, students should sit a maximum of **six times** the vertical display height

Learning goals:

Watching presentations
Presenting multimedia curriculum



8

For passive viewing, students should sit a maximum of **eight times** the vertical display height

Learning goals:

Watching noncritical video
Viewing noncritical data

Now more than ever, the size of classroom displays are critical for success.

At distances **greater than eight times** the display height, students experience a significant reduction in their comprehension.

Six times vertical display height should be the desired standard for schools

In the average classroom using a flat panel display, **27% of students** are within acceptable viewing distance²

What happens to the remaining **73% of students?**

How Projectors Are Integral to the Hybrid Classroom

1

Image size and quality

As you move into new classroom designs, more students will be farther away from the display

The Epson BrightLink BL 1485Fi 120-inch display offers up to **95% more interactive space** versus a 75-inch flat panel⁷

Displays bright, colorful, content from **60 inches up to 300 inches** on virtually any wall for larger, more flexible images⁸

With a 100-inch display, **100% of students** are within acceptable viewing distance²




How Projectors Are Integral to the Hybrid Classroom

2

Distance learning

CDC guidelines suggest that some students use distance learning



Teachers can leverage a video conferencing platform, like Zoom, with an Epson BrightLink interactive projector to create a collaborative and engaging experience for remote students.

A split-screen provides space for content and whiteboard use⁷



How Projectors Are Integral to the Hybrid Classroom

3

Value

AFFORDABLE

The budget-friendly BrightLink offers the lowest cost image per square inch vs interactive flat panel displays.*

VERSATILE

Unlike flat-panels, Epson projectors don't compromise whiteboard learning space.

RELIABLE

Virtually maintenance-free 20,000-hour laser light source with no lamps — which means no lamps to change— ever.

CONNECTABLE

Epson's iProjection app supports wireless casting from Teacher and Student devices. Wireless device casting is critical to maintain hygiene in the classroom.




*Versus comparable interactive flat panel displays measuring 65-inches and above. PMA Research data for 2020 1Q, North America.

Epson Brightlink Projectors provide obvious advantages over flat panel displays for all students—in and out of the classroom.

After all, they come from a brand that's been a trusted education partner for 25 years. No wonder more than 10 million students learn on them daily.

To learn more about Epson Education Solutions, visit us at www.epson.com/edu

EPSON[®]
EXCEED YOUR VISION



Sources:

1. https://stats.oecd.org/Index.aspx?DataSetCode=EDU_CLASS#
2. Epson Whitepaper, "Display Size Matters Selecting the Right Display Size for Classrooms"
3. <https://www.prnewswire.com/news-releases/ambitious-initiative-brings-together-education-sector-to-map-the-edtech-genome-300944698.html>
4. <https://www.cdc.gov/coronavirus/2019-ncov/community/schools-childcare/schools.html>
5. https://blogs.edweek.org/edweek/inside-school-research/2020/05/crowding_and_the_coronavirus_b.html
6. <https://www.weareteachers.com/interactive-projectors-vs-flat-screens/>
7. Why Epson Laser Displays for Education K-12 Snapshot
8. Epson press release "Captive, Engage and Inspire Classrooms with Epson Education Display Solutions"